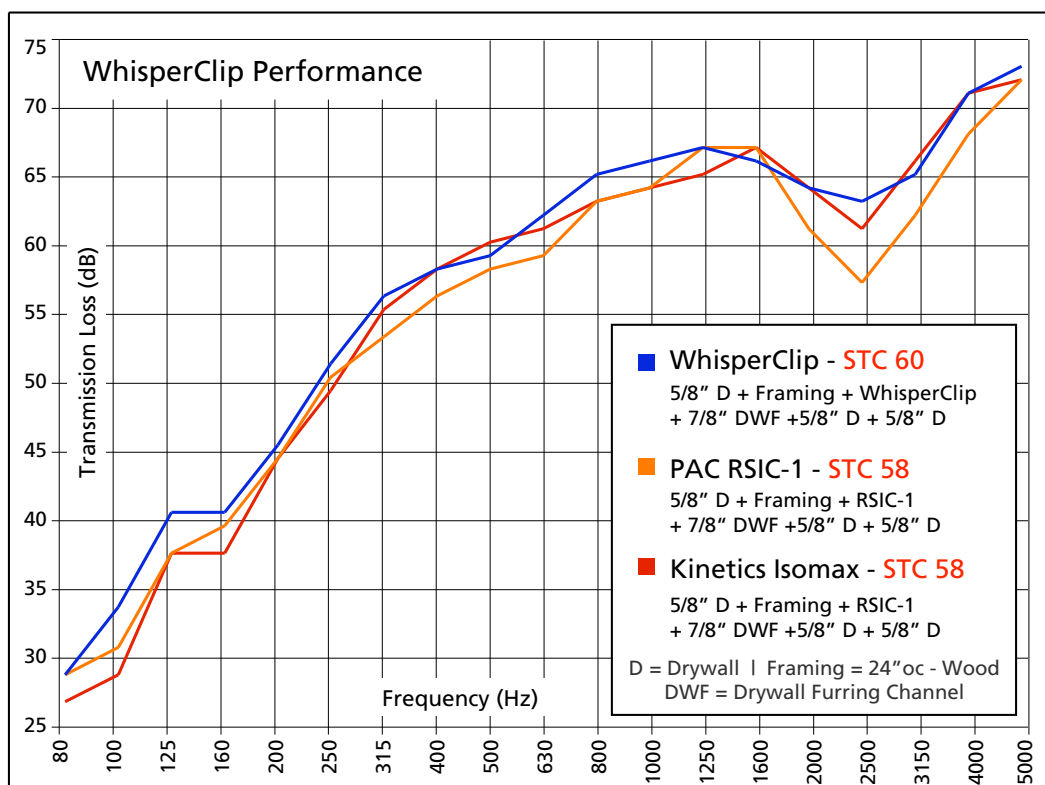



WHISPERCLIP Resilient Sound Isolation Clip

It's your name on the bottom of the blueprint, so the materials you specify need to work. If you've been relying on other sound isolation clips, consider the advantages of the WhisperClip.

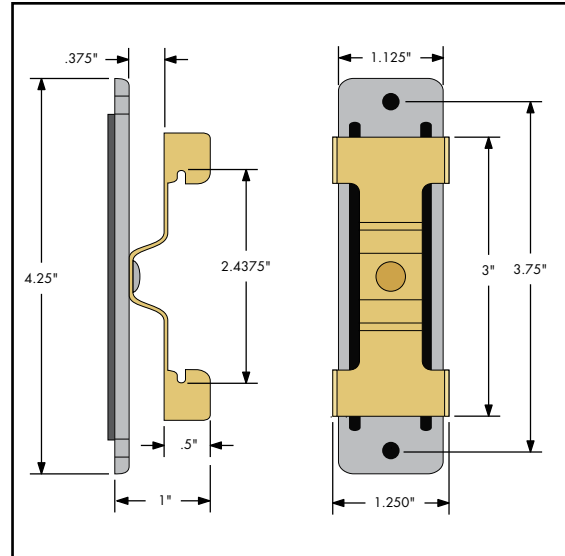
- ▶ Decouple your ceiling and walls to reduce footfall and reduce airborne noise
- ▶ Use WhisperClip in new construction or remodel projects
- ▶ Double screws provide secure connections, even when using 25 gauge steel studs
- ▶ WhisperClip's pivot head allows for more versatile installation along any framing system



PERFORMANCE COMPARISON: The WhisperClip offers higher soundproofing performance over any other sound isolation clip. Lab tested to be the highest performance resilient isolation clip available. Superior low frequency performance.

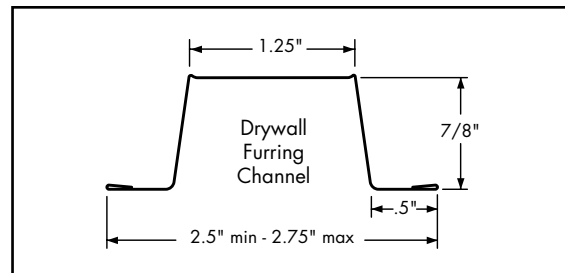
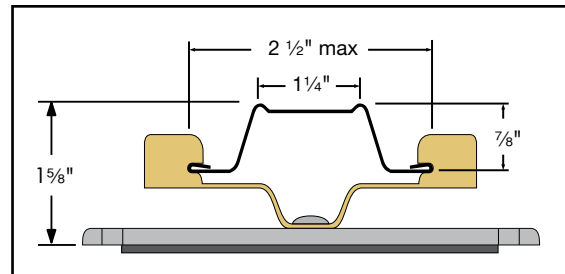
SPECIFICATIONS:

- ▶ Length: 4 1/4"
- ▶ Height: 1"
- ▶ Width: 1 1/4"
- ▶ Vertical Spacing: 24"
(2 layers of 5/8" Type X Drywall)
- ▶ Other Spacing: 16"
(3 layers of 5/8" Type X Drywall)
- ▶ Horizontal Spacing: 48"
- ▶ Design Load: 36 lbs per clip




7/8" DRYWALL FURRING CHANNEL:

- ▶ Must meet or exceed SSMA requirements.
- ▶ Gauge: 5 gauge minimum
- ▶ Hemmed: Hemmed edge required
- ▶ Height: 7/8"
- ▶ Width: 2.5" min. - 2.75" max
- ▶ Length: Typically 12'
- ▶ Splicing: 6" minimum overlap, secure laps with 2 steel framing screws



MECHANICAL FASTENERS:

- ▶ Wood: 1 5/8" screw (coarse thread)
- ▶ Steel: Pan Head #8 - 1" screw (fine thread)
- ▶ Do not fasten WhisperClip to framing members with nails. Use only approved screws.



1 5/8" Wood Screw
Wood Framing



1" #8 Pan Screw
Metal Framing

WHISPERCLIP INSTALLATION:



1. Install clips on studs or joists
2. Snap Drywall Furring Channel into clips
3. Attach drywall to Drywall Furring Channel

WHISPERCLIP PIVOT HEAD:



The unique pivot head of the Whisperclip allows you to change the Drywall Furring Channel orientation up to 90 degrees. This offers the installer much more freedom and installation options when installing the WhisperClips to steel or wood framing members.

